




1. Leaf spot on *Alocasia* caused by *Mycosphaerella alocasiae*.



2. *Mycosphaerella* leaf spots and chlorosis on *Alocasia macrorrhiza*.



3. *Colletotrichum* leaf spot on breadfruit (*Artocarpus altilis*).



4. *Cercosporidium* leaf spot on bougainvillea.



5. Conidiophores and spores of *Cercosporidium bougainvilleae*.



6. *Colletotrichum* acervuli and setae on pepper (*Capsicum annuum*).



7. Papaya leaf spot caused by *Corynespora cassiicola*.



8. Conidiophores and spores of *Corynespora cassiicola*.



9. Branch dieback of *Carissa* by *Lasiodiplodia theobromae*.



10. Dasheen Mosaic Virus on taro (*Colocasia esculenta*).



11. White leaf spot on taro caused by *Leptosphaerulina trifolii*.



12. Asci and ascospores of *Leptosphaerulina trifolii*.



13. Taro leaf blight caused by *Phytophthora colocasiae*.



14. White spores around taro leaf blight lesions (*Colocasia taro*).



15. Cucumber wilt and dieback caused by a species of *Pythium*.



16. *Pythium aphanidermatum*: oogonium, antheridium, oospore.



17. Spores of *Sphaerellopsis filum*, a parasite of rust fungi.



18. Crusty mycelium of *P. noxius* on rotted roots of *Hibiscus tiliaceus*.



19. *Phellinus noxius* on multi-stemmed forest tree (*Intsia*).



20. Galls on roots of tomato caused by *Meloidogyne* sp.




21. Female root knot nematode, *Meloidogyne incognita*.



22. Mango flower blight caused by *Colletotrichum gloeosporioides*.



23. Angular leaf spot of mango caused by *Stigmina mangiferae*.



24. *Cercospora* leaf spot of bitter melon (*Momordica charantia*).



25. Stunted sucker growth caused by Banana Bunchy Top Virus.



26. *Cordana* leaf spot of banana caused by *Cordana musae*.



27. Black leaf streak caused by *Mycosphaerella fijiensis*.



28. Small, reddish streaks due to early *M. fijiensis* infection.



29. Black cross leaf spot of banana caused by *Phyllachora musicola*.




30. Stem discoloration and dieback caused by CMV.



31. *Coleosporium* rust on upper surface of plumeria leaf.



32. *Cercospora* leaf spot on panax (*Polyscias scutellaria*).



33. *Colletotrichum* anthracnose on Pliippine orchid (*Spathoglottis*).



34. *Metarhizium* fungus on cicada before formation of green spores.



35. Green spores of *Metarhizium anisopliae* on rhino beetle larva.



36. Conidiophore of *Verticillium lecanii* on aphid.